

RESTORATIVE (FINAL) WORKFLOW

SCREW-RETAINED PROVISIONAL - CHAIRSIDE CHECKLIST

ONE APPOINTMENT

Total Scans:

Single Arch: 2 Photos, 7 Scans

Dual Arch: 2 Photos, 11 Scans


PHOTOS REQUIRED

- Upright, Full-Face Relaxed Bite Smile
- Upright, Full-Face Relaxed Bite Smile, with Wash + Retractors


FOUNDATION SCANS - WITH EXISTING PROSTHESIS



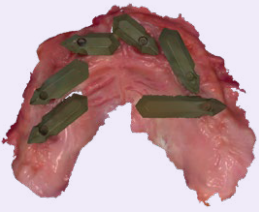
**Upper Dentition/
Prosthesis**



**Lower Dentition/
Prosthesis**




**Bite Scan with
Prosthesis**




**Upper Gauge
Scan L to R**



**Upper Gauge
Scan R to L**



**Upper Tissue
Scan**
with 3 Narrow Scan Bodies
in greatest AP spread




**Upper Prosthesis
360°**
with 3 Narrow Scan Bodies in
greatest AP spread

LOWER ARCH




**Lower Gauge
Scan L to R**



**Lower Gauge
Scan R to L**



**Lower Tissue
Scan**
with 3 Narrow Scan Bodies
in greatest AP spread



**Lower Prosthesis
360°**
with 3 Narrow Scan Bodies
in greatest AP spread

Note: When exporting finalised scans, Primescan does not export a separate bite STL/PLY.

Version 2.0 Effective from 17/1/2023

Document ID: ART-024-1 A5